


# My Castle

a story about bednets




by Katie Holmes






When my mom first came home with a bednet, I didn't like it at all.



“What do we need all this netting for?” I asked her.  
“We’re not fish!”





“You need it to keep out the mosquitoes that make the children around here sick,” she said. “The rainy season is here, so there will be even more mosquitoes!”




But the bednet was hot  
and sticky.

I slept outside.





In the morning I had mosquito bites all over my arms and legs.



When I saw Bobby, he said, "You look like a spotted hyena."






“Well *you* look like an ugly warthog!” I said, and left.



I went to go see my friend  
Lily. I knew *she* wouldn't  
laugh at me.



But the day got worse: She had a new bednet, too.

Lily poked her head out of the net when I came close. She had a huge smile on her face. “I have a new castle!” she told me.



“Oh really?” I said. Lily is a little crazy sometimes. “Where is it?”




“Right here!” She said.  
“You’re crazy.” I said.  
“That’s not a castle,  
that’s a hot, sticky  
bednet.”




“Wait until you  
come inside,”  
said Lily.

“Ok,” I said, “I’ll come inside.”  
Lily pushed me back. “You have to put on a crown  
first! Only royalty is allowed.”  
“Ok,” I said.



Lily handed me a paper crown and I put it on. Then  
we went inside.



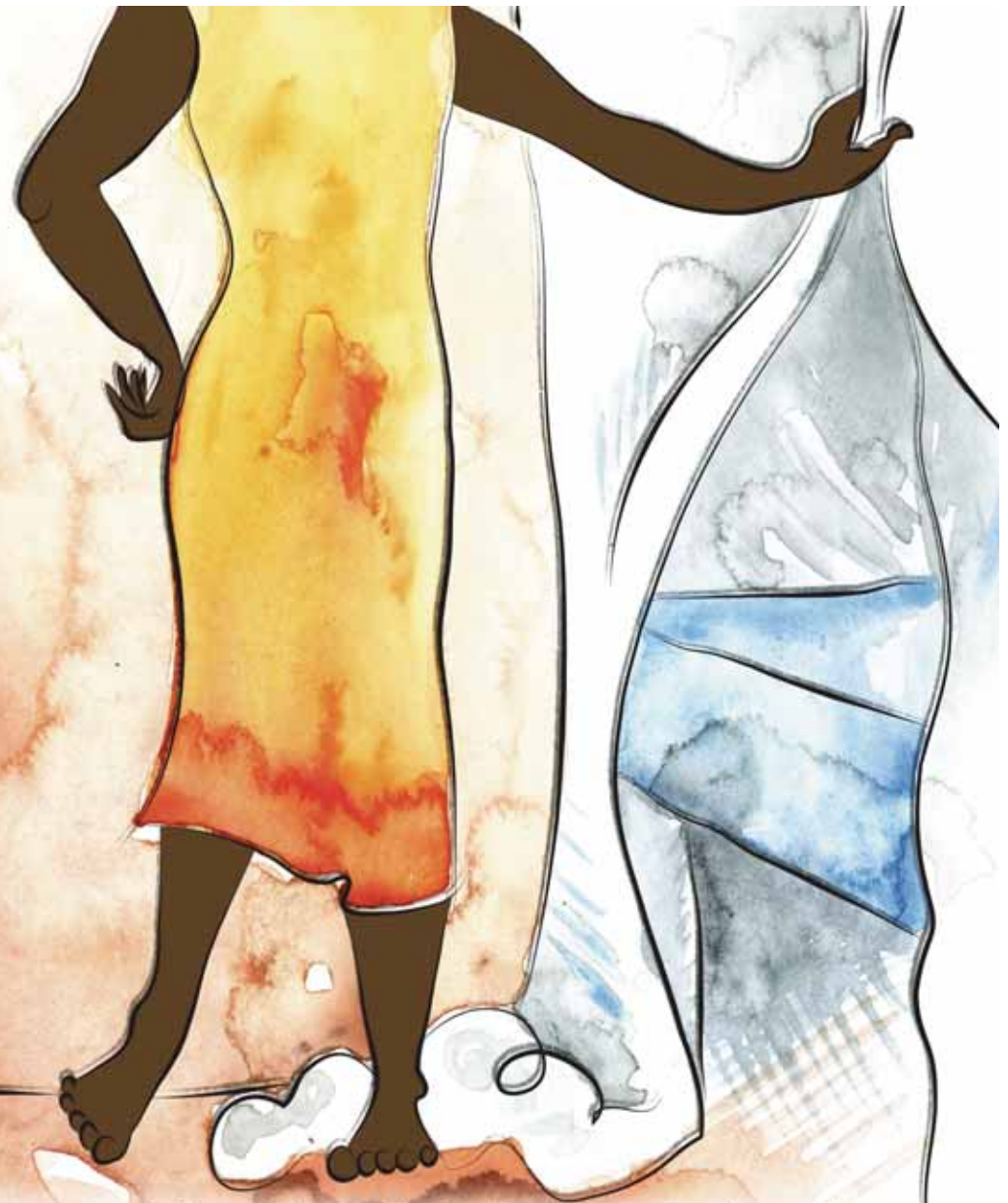


We played all day in Lily's castle,  
until it was time to go to sleep.



When I got home, my  
little brother was  
complaining  
that he

didn't  
want to  
sleep in the  
bednet.



“Jay doesn’t sleep in it!” he said. “And it’s hot! And  
sticky!”


My mom looked angrily at me.






“Of course I sleep in it! It’s my castle,” I told Bobby.  
“You’re crazy,” he told me.

I still had the crown Lily  
gave me, and another I  
had made at her house



I put Lily's gift on my head, and I put the one I had  
made on Bobby.





“Wait until you come inside!” I said.

And from then on we slept  
in our castle every night.







# Make your own crown!

You can make your own crown to be the king or queen of your bed net castle!

**Step 1:** Find paper that can wrap around your head. If you need to, you can tape two pieces together.



To make the perfect pattern, fold your paper to make evenly spaced parts



Fold the parts on top of each other, then cut out the shape you want for the top of your crown



Cut holes in the middle while the paper is folded to create shapes, like diamonds or circles

**Step 2:** Cut the top of the paper to make a cool crown design! You can use the designs from this page, or make your own.








No paper? You can make a flower crown!



Make a hole in the stem of a flower, then pull the stem of another flower through it until the flower head hits the hole. Keep adding flowers until it fits your head.



**Step 3:** Decorate your crown! You can color in your crown and attach feathers, plants, sequins, foil, glitter, or anything else you want.

**Step 4:** Tape your crown together or make holes in the back and attach string to tie it.



**Step 5:** Play in your new castle!

# Remember: anything can be a crown!



A bowl, basket, or pot...



... cloth or a scarf....



... even a shoe?!